

## Series 8600MP & 8700MP

**A leading manufacturer of Thermal Mass Flow Meters Since 1988.**

*Eldridge Products, Inc. has pursued innovation and excellence in thermal dispersion mass flow measurement since 1988. Thermal Mass Flow Meters offer simple, low cost operation for accurate, economical and reliable gas flow measurements for various applications - Compressed Air, Biogas, Natural Gas, Aeration, Digesters, Landfill, Wet Gas, HVAC systems - virtually any gas flow application. Master-Touch flow meters can solve your gas measurement challenges.*

**Master-Touch Series 8600MP & 8700MP Flow Meters are approved for hazardous area locations (Flame proof locations), Certified to CSA/CUS, ATEX, IECEx, KOSHA standards.**



2" MNPT / 14" Length  
Shown here

SERIES 8716MP

**Inline Style Thermal Mass Flow Meters** include a flow section that is usually specified to match the user's flow conduit and is then plumbed directly into the process line. This design has the sensing elements mounted directly in the flow section for exposure to the process gas. Our inline style thermal mass flow meters are available in sizes from 1/4" pipe through 4" pipe or tube, and are provided with a variety of mounting conventions, such as MNPT ends, tube end fittings, butt weld ends, flanged end configurations, etc. as required. Pipe sizes in excess of 4" typically require insertion style thermal mass flow meters.

**Integral style thermal mass flow meters** have all of the electrical components and connections located within one enclosure. This enclosure is Explosion proof (Flame Proof) rated for use in hazardous area locations. The enclosure is mounted directly to the inline flow section or to the insertion probe assembly at the point of measurement. The enclosure contains all the electrical connections, signal processing electronics and the LCD display, with programming keypad.

### THERMAL GAS MASS FLOW MEASUREMENT APPLICATIONS-

Compressed Air Monitoring  
Ventilation Hood Alarms  
Bio / Digester Gas production  
Boiler Combustion Efficiency  
Pharmaceutical Clean Rooms  
Food Processing  
Pulp & Paper Mills  
and many more.....

Natural Gas Consumption  
Water & Waste Aeration  
Landfill Gas Recovery  
Stack / Flue Gases  
Semiconductor Fabrication  
Nitrogen Purging

# Master-Touch™

## Series 8600MP & 8700MP

RTD's (Resistance Temperature Detectors)



**Thermal mass flow meters** use the principle of convective heat transfer to directly measure mass flow. EPI's proprietary thermal mass flow sensors use two **precisely matched**, reference-grade platinum **Resistance Temperature Detectors (RTDs)**. The sensor elements are hermetically sealed in 316L Stainless Steel (or optional Hastelloy C276) thin wall sheaths. Our microcontroller operated smart sensor technology preferentially heats one RTD; the other RTD acts as the temperature reference. The process gas flow dissipates heat from the first RTD, causing an increase in the power required to maintain a balance between the RTDs. This increase is directly related to the molecular gas flow rate. Our sensors are temperature compensated for a wide process gas temperature range and insensitive to pressure changes, therefore the flow meter output signal is a true direct mass flow rate value.

### Specifications

Linear signal output	0–5 VDC & 4–20 mA (Flow and Temperature)
Event Relays (Two)	1 Amp @ 30 Vdc event selectable functions (see Manual)
Communication Protocols	RS232 & RS485 Modbus RTU. Optional HART, BACnet or Profibus DP
Display LCD 2-line 16-character transfective	Rate, Total, milliwatts, Temperature, Event
Accuracy including linearity (Ref.: 21°C)*	±(1% of Reading + 0.5% of Full Scale + GTC)
Repeatability	±0.2% of Full Scale
Sensor response time	1 second to 63% of final value
Turn down ratio	100:1; 10 SFPM (0.05 NMPS) Minimum Reading
Withstands Ambient temperature (electronics)	-40° to 158°F (-40° to 70°C)
Suitable Process Gas temperature range**	-40° to 392°F (-40° to 200°C) Extended range available
Gas temperature coefficient (GTC)	0.02% Full Scale/°C
Gas pressure effect	Negligible over ± 50% of factory calibration pressure
Pressure rating maximum	500 PSI Std.
Input power requirement	6 Watts 24 Vdc @ 250mA 120 Vac 50/60 Hz optional 240 Vac 50/60 Hz optional 240 Vac 50/60 Hz optional
Flow Meter power requirements	5 watts maximum
Date/Time RAM Back-up	Lithium Button Cell, ten-year life, quantity 1
Wetted materials	316L Stainless Steel (Optional Hastelloy C276)
Standard temperature & pressure (STP)	70°F & 29.92" Hg (Air 0.075 lb./cubic foot) Optional 0°C & 1.0132 BarA (Air 0.081 lb./cubic foot) Or user specified STP at time of order
NIST traceable calibration	Standard

\* EPI is not responsible for measurement errors due to flow profile irregularities caused by installation, piping configurations, surface corrosion or scale, valve placement, etc.

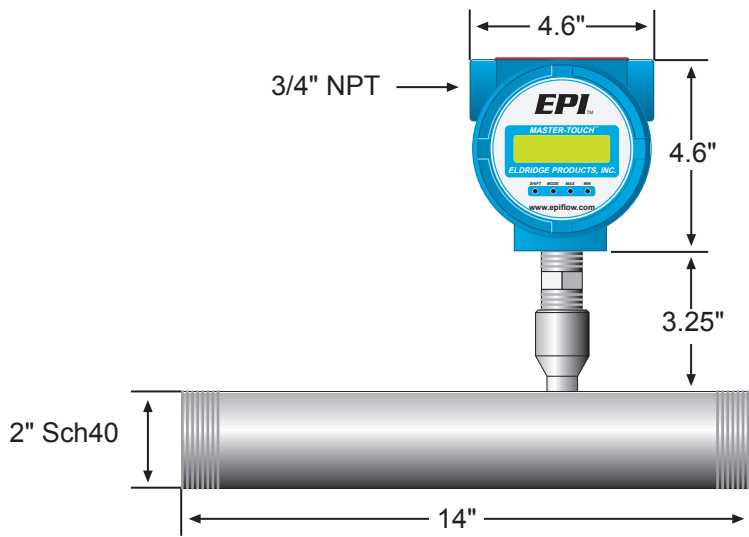
\*\* Specify average process operating temperature, with high & low limits. Consult Factory for options required for 150° to 392° F (66° to 200° C)

NOTE: Specifications subject to change without notice. Consult our web site, [www.epiflow.com](http://www.epiflow.com), at time of order.

NOTE: Eldridge Terms & Conditions for sales available on our web site, [www.epiflow.com](http://www.epiflow.com).

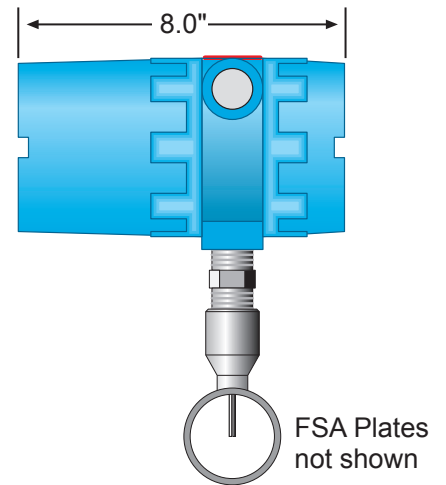
### Dimensional Specifications

### Flow Transmitter Assembly



**FLOW** →

Model shown here: 8716MP with MNPT ends



### Model Numbers

Model #	MNPT	LENGTH
8636MP	1/4"	6"
8649MP	3/8"	6"
8659MP	1/2"	7"
8669MP	3/4"	7"
8689MP	1"	8"
8710MP	1 1/4"	10"
8712MP	1 1/2"	14"
8716MP	2"	14"
8720MP	2 1/2"	14"
8724MP	3" Flanged	14"
8732MP	4" Flanged	14"

### Certification Choices

Flow Transmitter- CSA/CUS, IECEx, KOSHA, ATEX, CE. (Specify preference at time of order)



**CSA/CUS**  
APPROVED INSTRUMENT  
For use in hazardous area locations; Class I Group B, C, D; Class II Group E, F, G; Class III: Encl Type 4X; Class I Zone I; AEx d IIB + H2 IP66; Ex d IIB + H2 IP66; T2 or T3 or T4 as marked; Ta = 0°C to 50°C

Consult Factory for T3 or T4



**IECEx**  
APPROVED INSTRUMENT  
For use in hazardous area locations; T2 or T3 or T4 as marked; Ta = 0°C to 50°C; Ex d IIB + H2 T2...T4 Gb IP66; Ex tD A21 IP66, T135°C...T300°C  
IECEx CSA 11.0014

Consult Factory for T3 or T4



**KOSHA**  
APPROVED INSTRUMENT  
For use in hazardous area locations; Class I Group B, C, D; Class II Group E, F, G; Class III; Encl Type 4x; Class I Zone I; AEx d IIB + H2 IP66; Ex d IIB + H2 T2...T4 Gb IP66; Ex tD A21 IP66  
T135°C...T300°C

Consult Factory for T3 or T4



**ATEX**  
APPROVED INSTRUMENT  
For use in hazardous area locations; Ta = 0°C to 50°C; IP66; Ex d IIB + H2 T4 Gb / Ex t IIIC T135°C Db or EX d IIB + H2 T3 Gb/ Ex t IIIC T2000°C Db or Ex d IIB + H2 T2 Gb/Ex t IIIC T3000°C Db; SIRA 12ATEX1302

Consult Factory for T3 or T4




**CE**  
APPROVED INSTRUMENT

ORDER  
YOURS  
TODAY



# Series 8600MP & 8700MP

WANT TO LEARN MORE...



Visit:  
[www.epiflow.com](http://www.epiflow.com)



Call us at:  
800.321.FLOW



To place an order, email:  
[sales@epiflow.com](mailto:sales@epiflow.com)